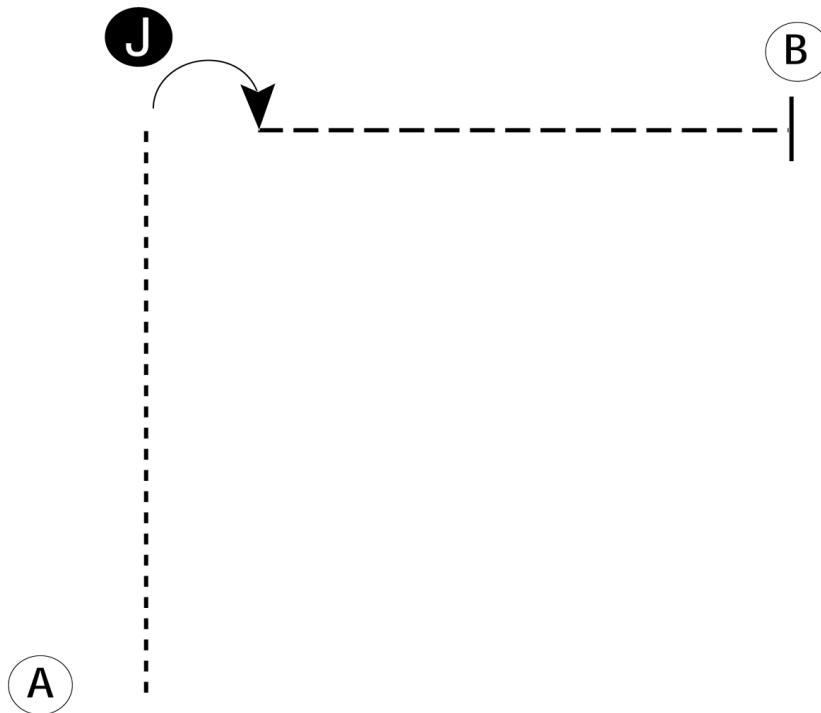


DW Productions

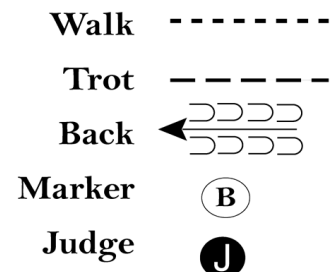
Tiny Tot & Guys Only Showmanship

Show Date: 07-04-2025



Be ready at A.

1. Walk from A to Judge.
2. Stop and set up for inspection.
3. When dismissed, perform a 90 degree turn.
4. Trot away from judge to B.
5. Stop at B.
6. Follow the instructions of your ring steward.

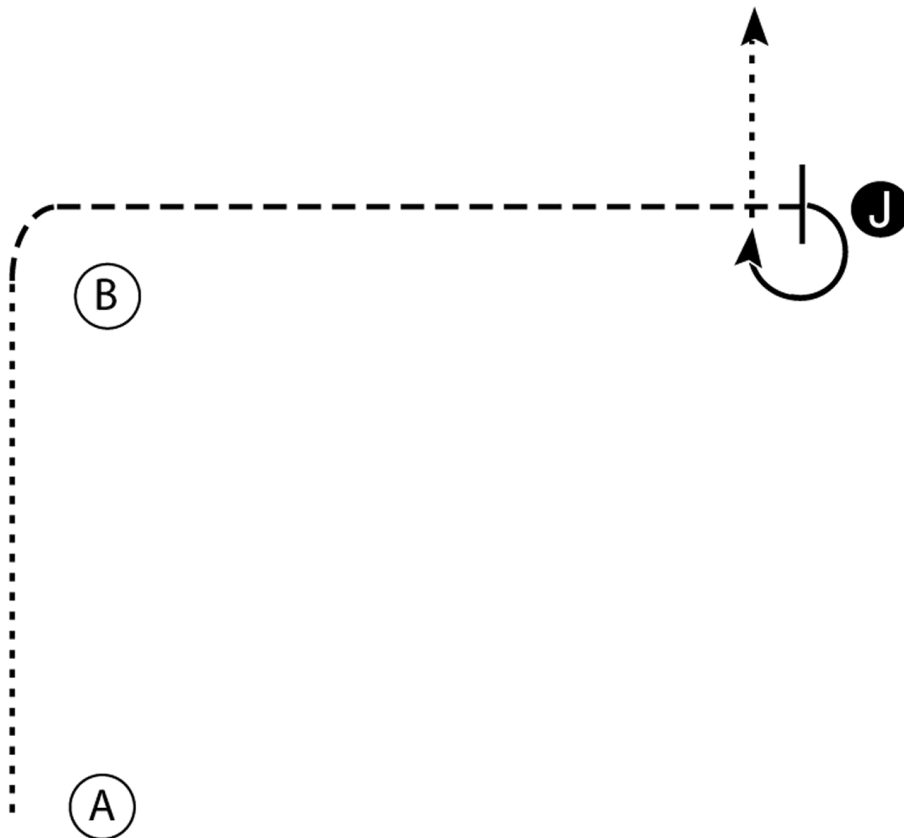


[S/WT-7]


Pattern Provided by:

Kevin Woodford

DW Productions
FRIDAY - Showmanship (Pony, W/T PW JR SR)
Show Date: 7/4/2025



1. Walk from A to B.
2. Trot from B to the Judge.
3. Stop and set up for inspection.
4. When dismissed perform a 270 degree turn and walk straight away from the Judge.

Walk
Trot - - - - -
Back ← 
Marker (B)
Judge (J)

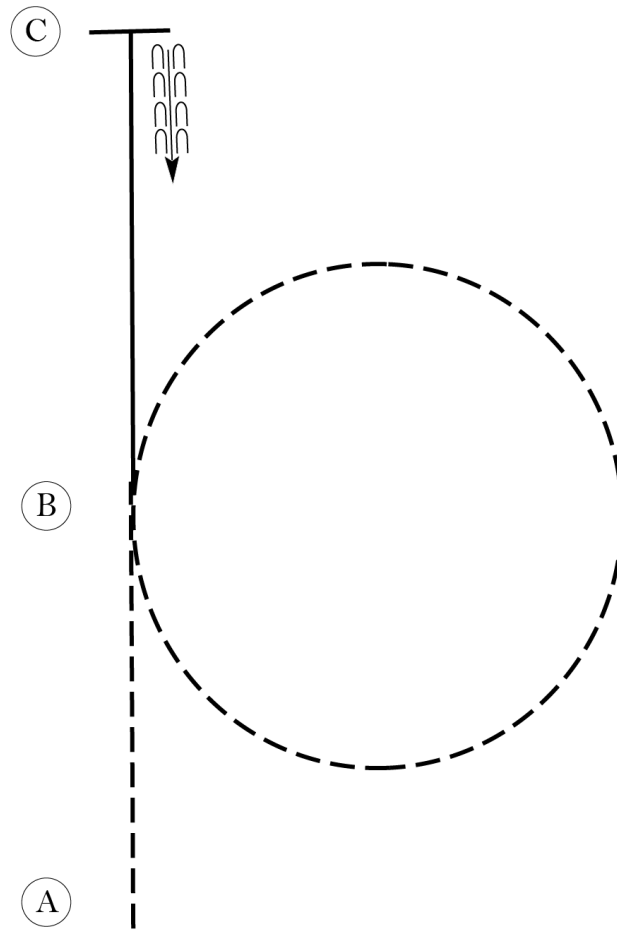
[S/WT-2]

Pattern Provided by:
Kevin Woodford

DW Production

Pony Hunt Seat Equitation

Show Date: 07-04-2025



Be ready before A.

1. Sitting trot A to B.
2. At B, posting trot circle to the right on proper diagonal.
3. At B, canter on the left lead to C.
4. Stop at C and back approximately one horse length.

Walk	-----
Trot	- - - - -
Extended Trot	— — — — —
Canter	—————
Leg Yield	
Lead Change	↗ ↘
Back	← ← ← ← ←
Marker	(B)
Sidepass	← — — — — →
Hand Gallop	—————

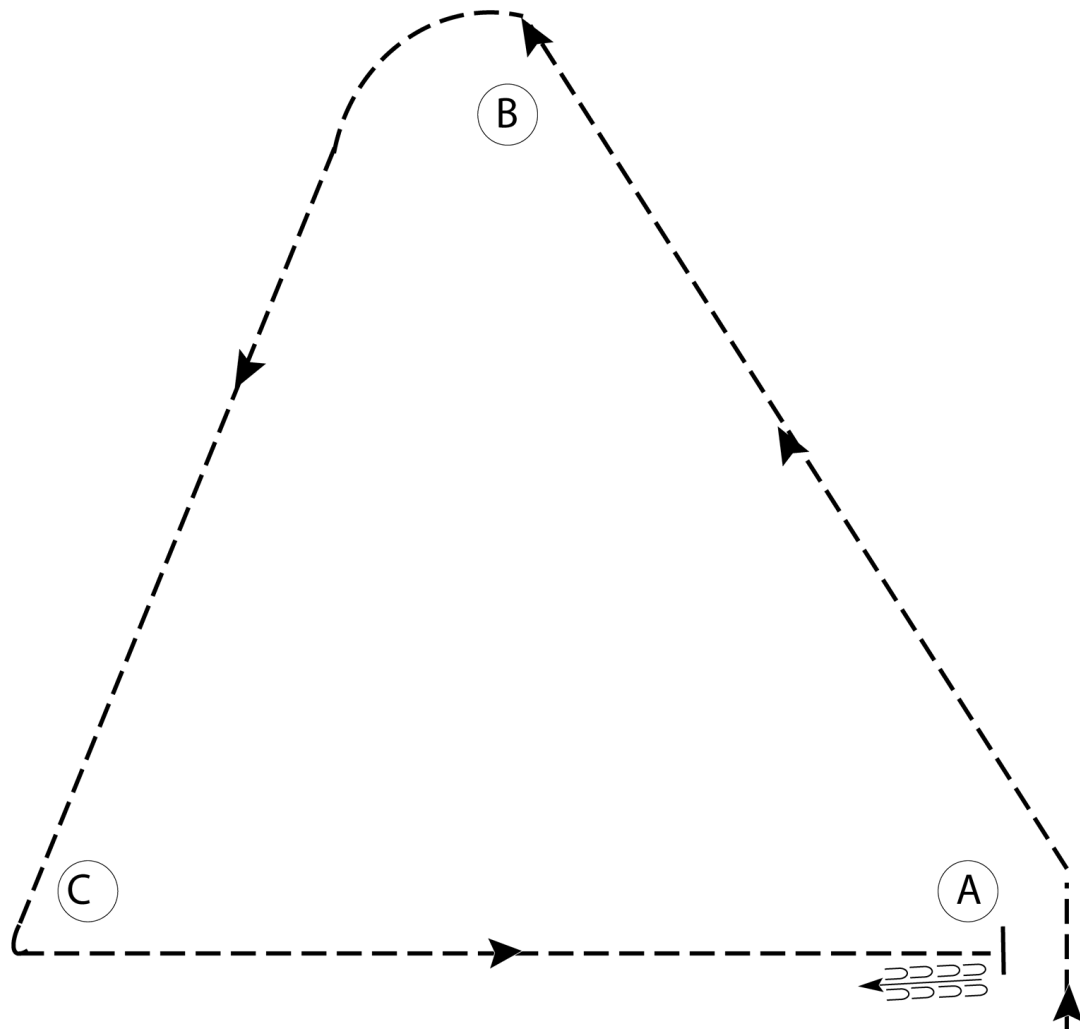
[HSE/1-2]

Pattern Provided by:
Kevin Woodford

DW Productions

English Equitation Walk Trot (JR & SR)

Show Date: 7/4/2025



Be ready before A.

1. Sitting trot to A.
2. Trot on the right diagonal from A to B.
3. Sitting trot from B to C.
4. Posting trot on the left diagonal from C to A.
5. Halt at A and back approximately one horse length.
6. Follow the instructions of your ring steward.

Walk	-----
Trot	- - - - -
Extended Trot	=====
Canter	
Leg Yield	
Lead/ Diag Change	
Back	←←←←←
Marker	⊙
Sidepass	←-----→
Hand Gallop	=====

[HSE/WT-54]

Pattern Provided by:

Kevin Woodford

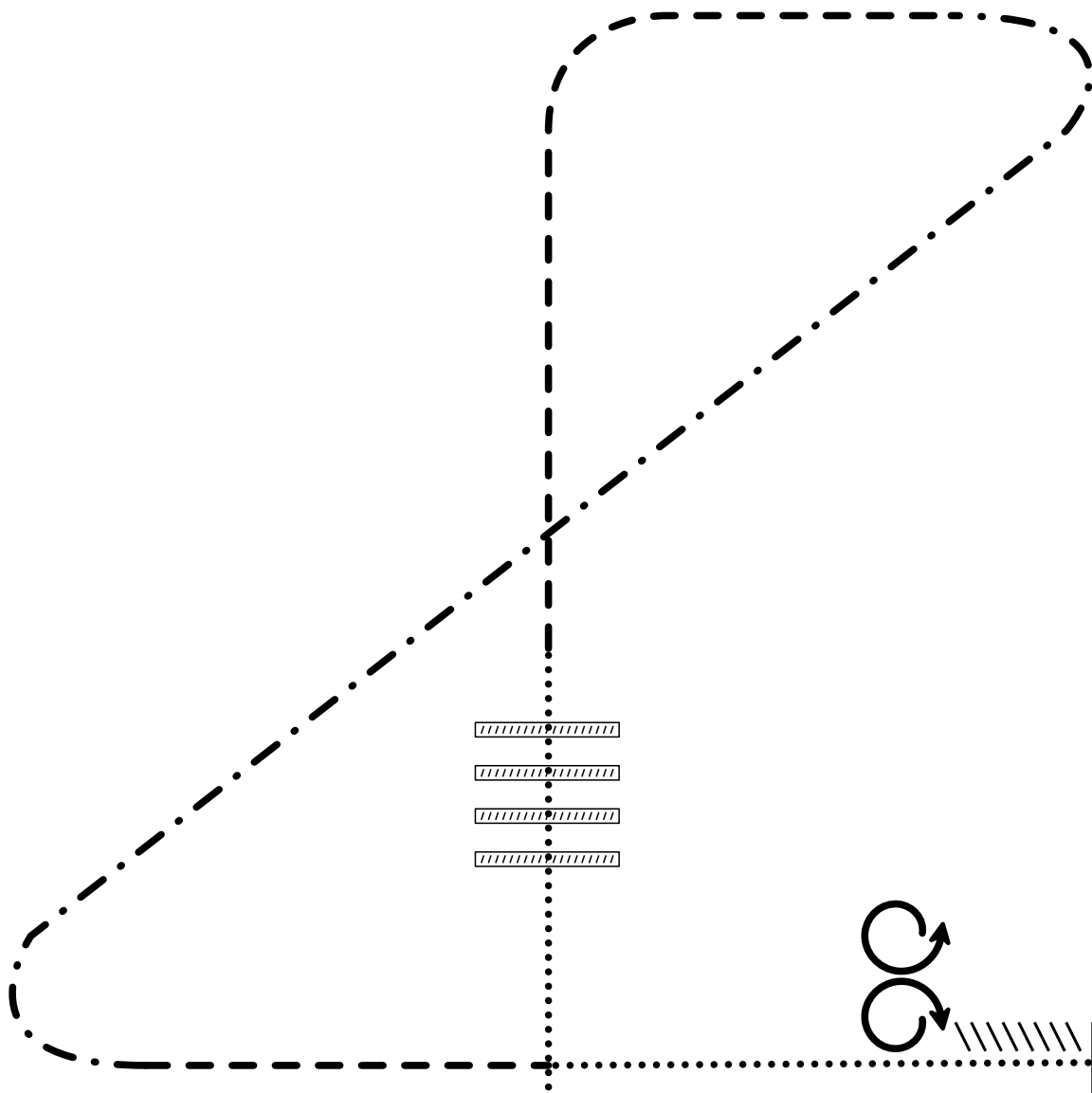
W/T Ranch Riding

Show: DW Productions

Dates: July 4 Kevin Woodford

Class

W/T Ranch Riding
All Ages

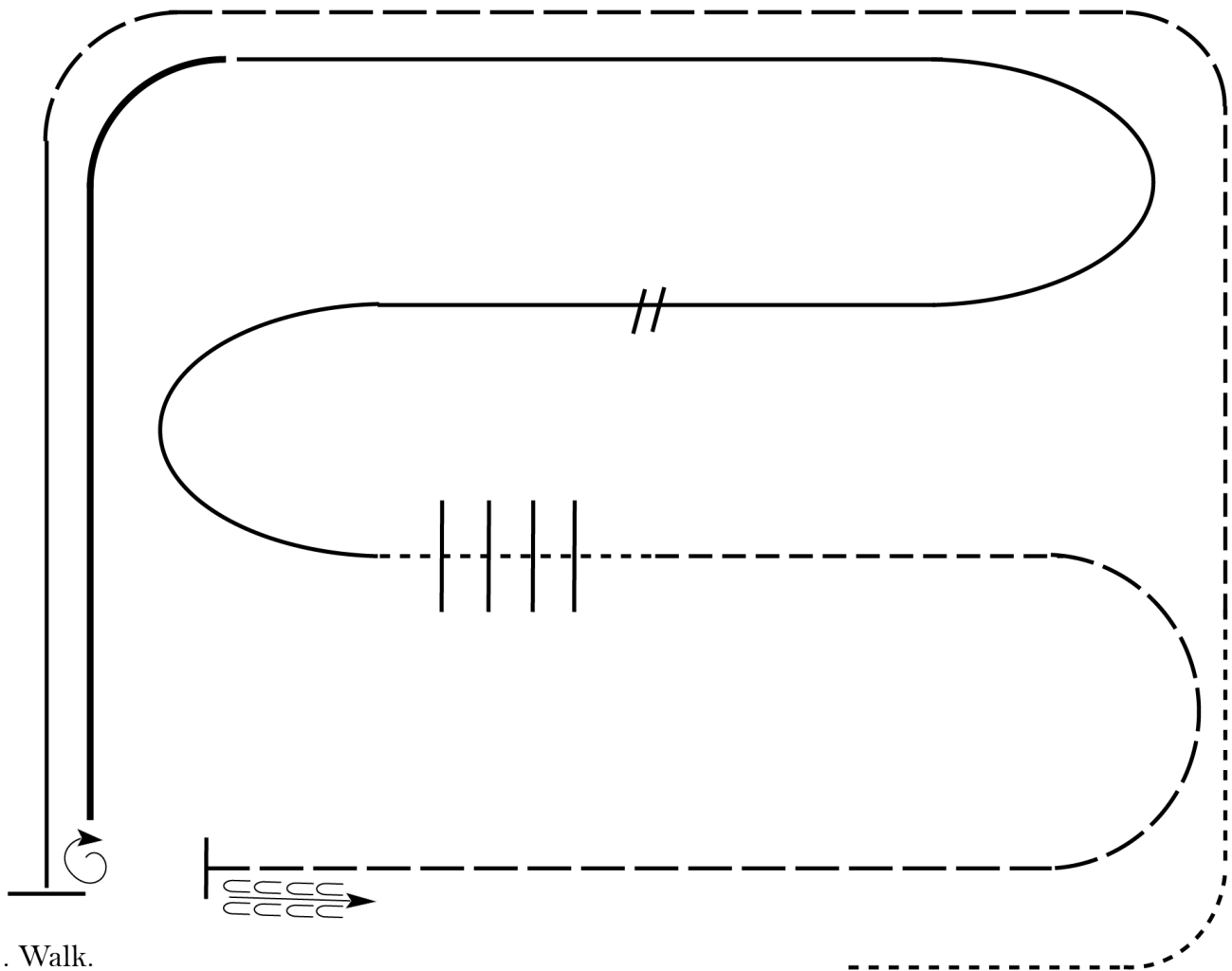


1. Walk
2. Walk over rails
3. Trot
4. Extended trot
5. Trot
6. Walk
7. Stop and back
8. 360° both ways (either way first)

DW Productions

FRIDAY - Ranch Riding (JR, SR, SR+)

Show Date: 7/4/2025



1. Walk.
2. Trot
3. Extended trot.
4. Left lead lope
5. Stop, 1 1/2 turn right
6. Extended lope
7. Collect to working lope-right lead
8. Change leads (simple or flying)
9. Walk
10. Walk over logs
11. Trot
12. Extended trot
13. Stop and back

Walk	-----
Jog	-----
Extended Jog	-----
Lope	-----
Lead Change	
Back	
Marker	(B)


[RR/2]

Pattern Provided by:
Kevin Woodford

DW Productions WSCA Pleasure & Ranch Show

July 5, 2025

Showmanship – Tiny Tot, PW WT



Directions

Be Ready at A




1. Walk to Judge
2. Set up
3. Inspection
4. Perform a 90° turn
5. Walk a square corner & halfway to A
6. Trot until even with A
7. Pattern is complete after passing A


Key

Walk

Trot - - - - -

Extended trot **- - -**

Back     

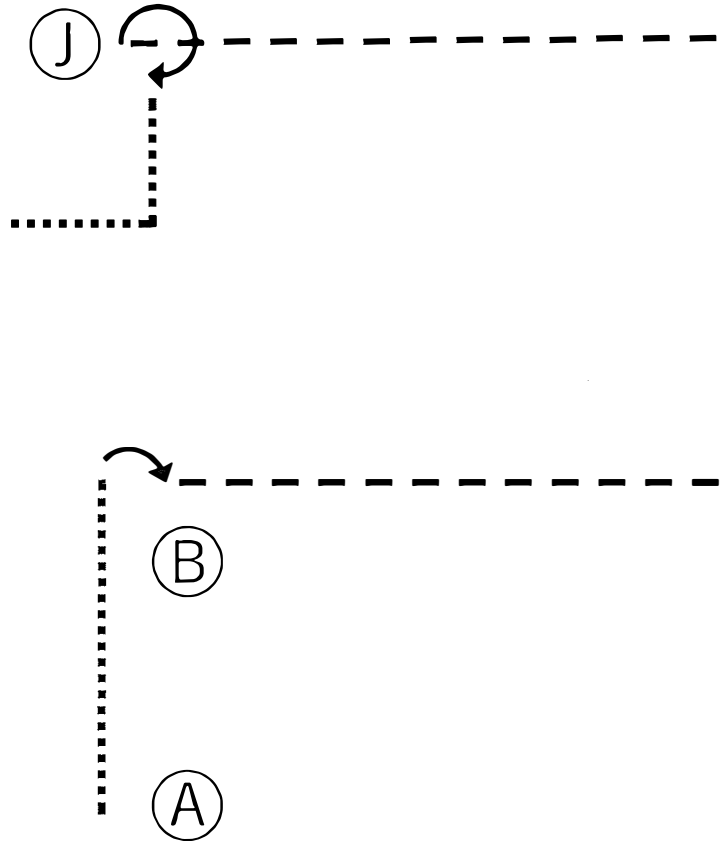
 Judge

Pattern provided by: *Sherrie Nichols*

DW Productions WSCA Pleasure & Ranch Show

July 5, 2025

Showmanship – Pony, PeeWee, Walk/Trot JR & SR



Directions

Be Ready at A

1. Walk to just past B
2. Perform a 90° turn
3. Trot two square corners to Judge
4. Set up
5. Inspection
6. Perform a 270° turn
7. Walk as shown
8. Exit at a trot

Key

Walk

Extended Walk ■■■■■■

Trot - - - - -

Extended trot — — — —

Back | ☞ ☞ ☞ ☞

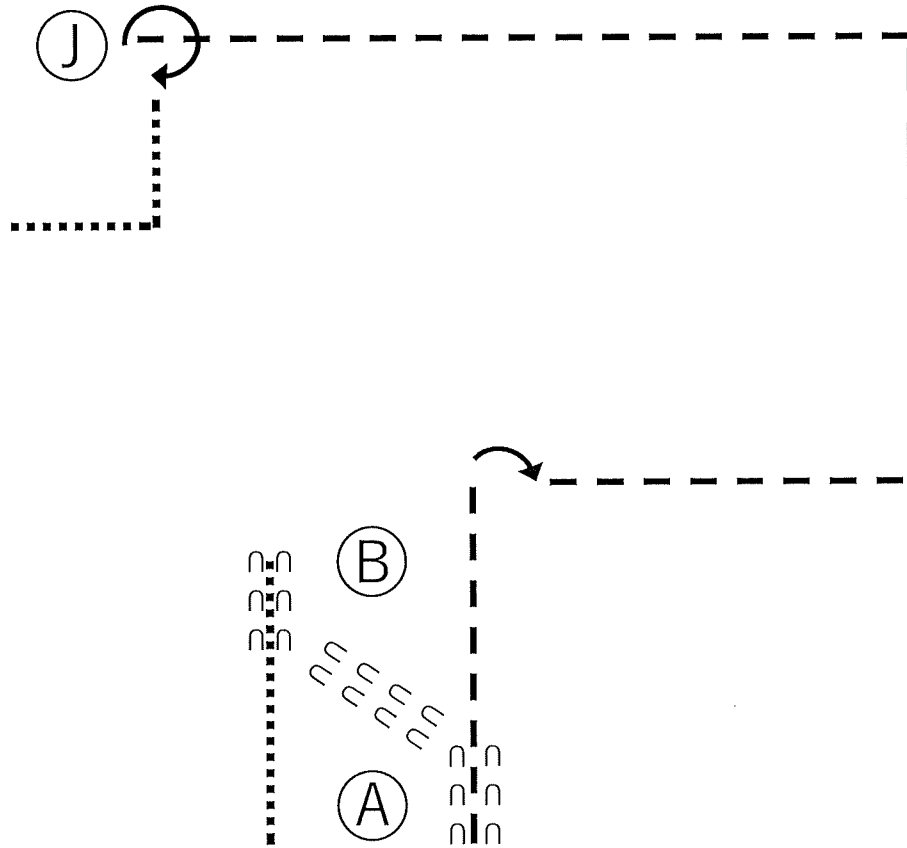
ⓐ Judge

Pattern provided by: *Sherrie Nichols*

DW Productions WSCA Pleasure & Ranch Show

July 5, 2025

Showmanship – Jr, Int, Sr, Sr+, Sr50+



Directions

Be Ready at A

1. Walk to B
2. Back as shown
3. Trot until just past B
4. Perform a 90° turn
5. Trot two square corners to Judge with an increase of speed as shown
6. Set up
7. Inspection
8. Perform a 270° turn
9. Walk as shown
10. Exit at a trot

Key

Walk

Extended Walk ■■■■■■■■

Trot - - - - -

Extended trot — — — —

Back | ∩ ∩ ∩ ∩

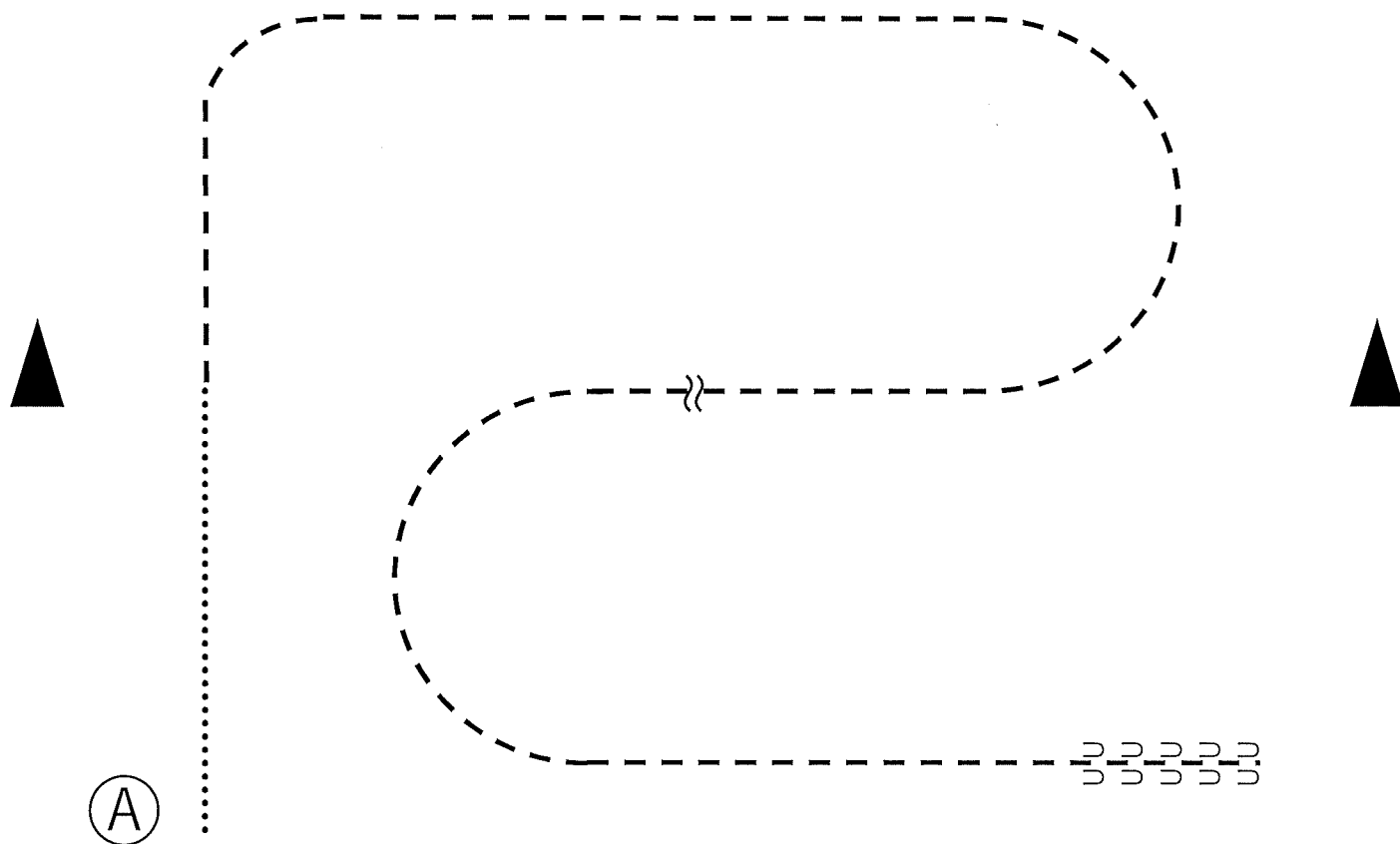
ⓐ Judge

Pattern provided by: *Sherrie Nichols*

DW Productions WSCA Pleasure & Ranch Show

July 5, 2025

English Equitation – Junior Walk/Trot



Directions

Be ready at A

1. Walk
2. Left diagonal
3. Switch diagonals & continue on right diagonal
4. Stop and back
5. Exit at a trot

Key

Walk

Trot - - - - -

Sitting Trot - . - . - . - .

Canter _____

Hand Gallop **_____**

Leg Yield >>>>>>>

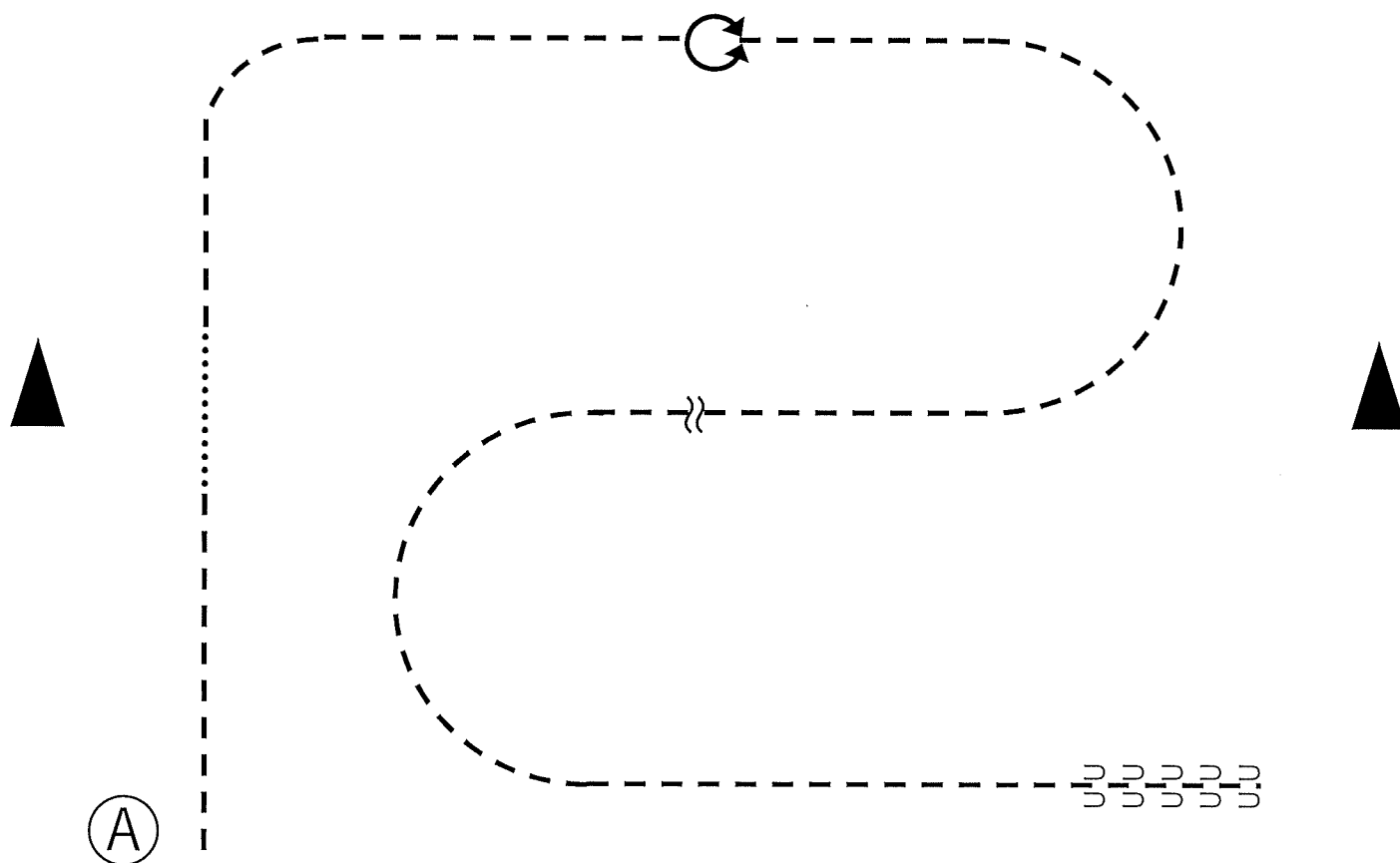
Back ⊃ ⊃ ⊃ ⊃ ⊃ ⊃

Pattern provided by: *Sherrie Nichols*

DW Productions WSCA Pleasure & Ranch Show

July 5, 2025

English Equitation – Senior Walk/Trot



Directions

Be ready at A

1. Right diagonal
2. Walk two horse lengths
3. Left diagonal
4. Stop and perform a 360° turn on the forehand either direction
5. Left diagonal
6. Switch diagonals & continue on right diagonal
7. Stop and back
8. Exit at a trot

Key

Walk

Trot - - - - -

Sitting Trot - . - . - . - .

Canter _____

Hand Gallop _____

Leg Yield >>>>>>>

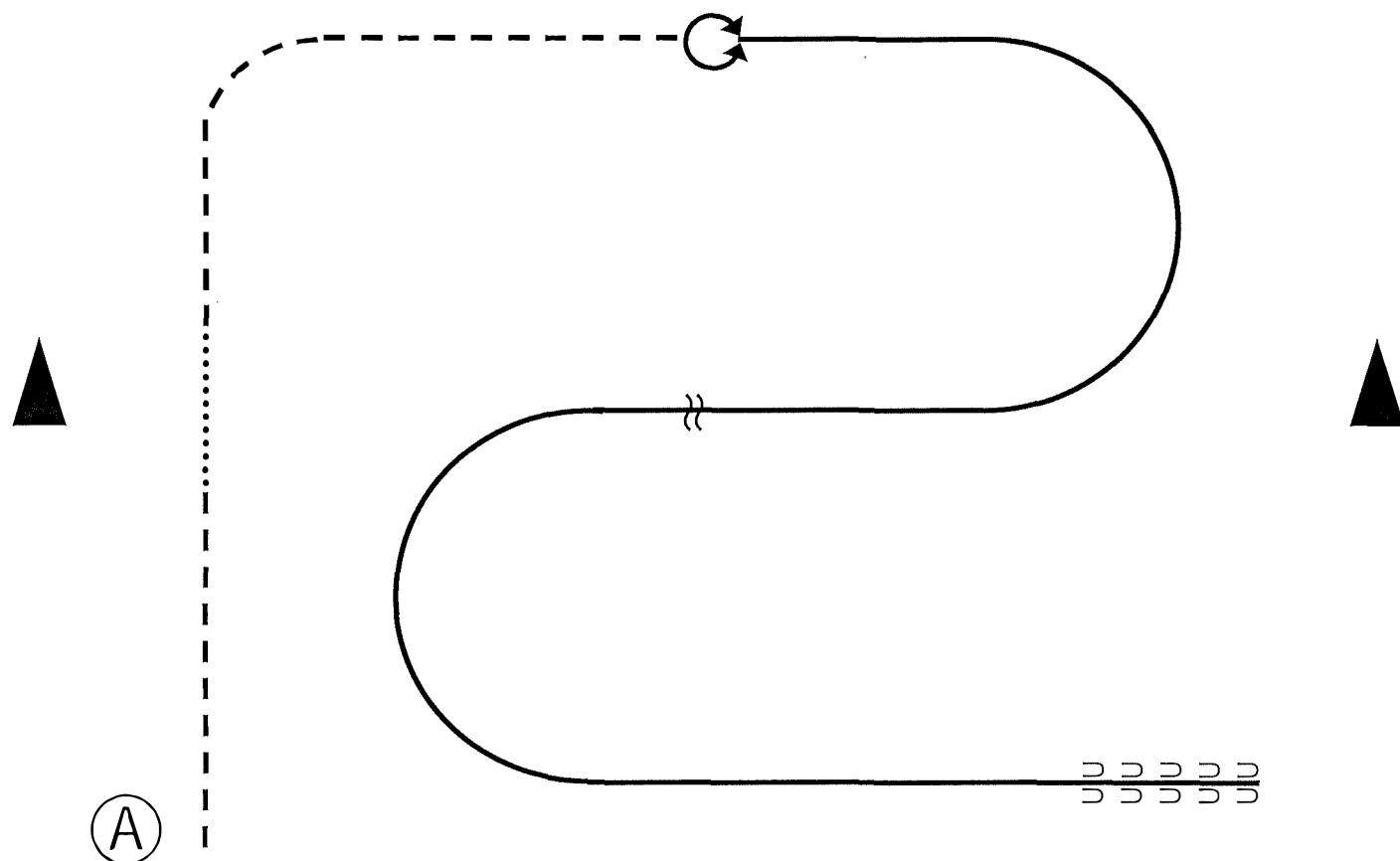
Back 3 3 3 3 3 3 3 3

Pattern provided by: *Sherrie Nichols*

DW Productions WSCA Pleasure & Ranch Show

July 5, 2025

English Equitation – Jr, Int, Sr, Sr+, Sr50+, Non-Stock Type



Directions

Be ready at A

1. Trot Right diagonal
2. Walk two horse lengths
3. Trot Left diagonal
4. Stop and perform a 360° turn on the forehand either direction
5. Right lead canter
6. Switch leads (simple or flying)
7. Left lead canter
8. Stop and back
9. Exit at a trot

*Saddle seat may walk through transitions

Key

Walk

Trot - - - - -

Sitting Trot -

Canter _____

Hand Gallop **—————**

Leg Yield >>>>>>>

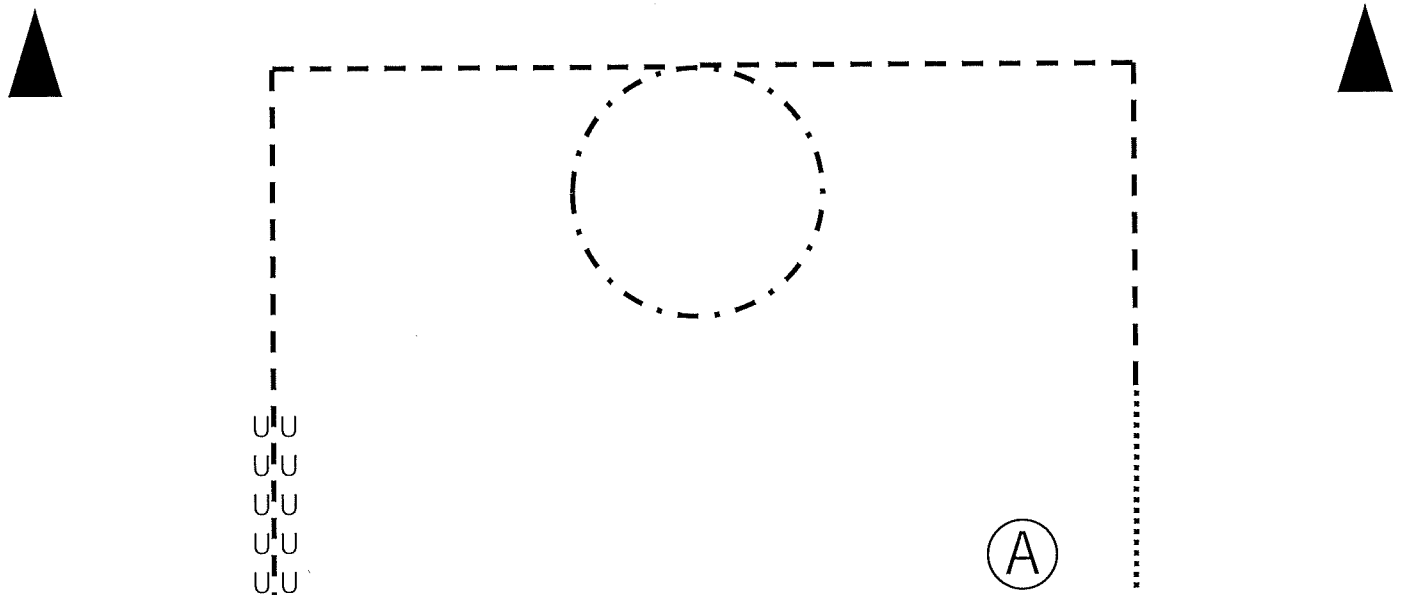
Back 3 3 3 3 3 3

Pattern provided by: *Sherrie Nichols*

DW Productions WSCA Pleasure & Ranch Show

July 5, 2025

Walk/Trot Western Horsemanship – PeeWee



Directions

Be ready at A

1. Walk approximately two horse lengths
2. Perform a square corner at a jog as shown
3. Extended jog circle to the left
4. Jog a square corner and continue until even with A
5. Stop & back
6. Exit at a jog

Key

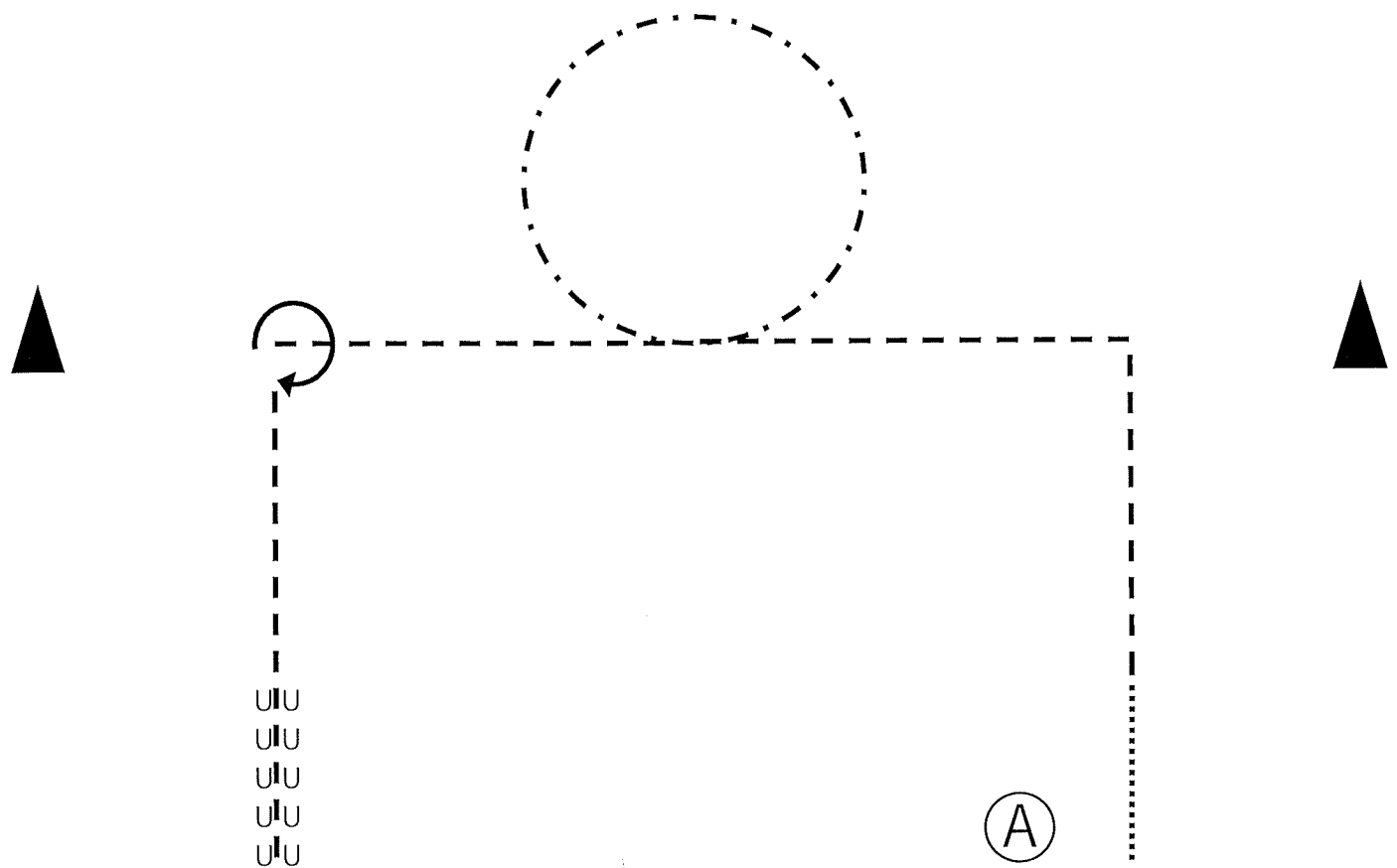
Walk
Jog	- - - - -
Extended jog	- . - . - . -
Lope	_____
Extended Lope	—————
Sidepass	>>>>>>>
Back	⊃ ⊃ ⊃ ⊃ ⊃ ⊃

Pattern provided by: *Sherrie Nichols*

DW Productions WSCA Pleasure & Ranch Show

July 5, 2025

Walk/Trot Western Horsemanship – Jr, Sr



Directions

Be ready at A

1. Walk approximately two horse lengths
2. Perform a square corner at a jog as shown
3. Extended jog circle to the right
4. Jog towards marker after completing circle
5. Stop and perform a 270° hindquarter turn to the right
6. Jog until even with A
7. Stop & back
8. Exit at a jog

Key

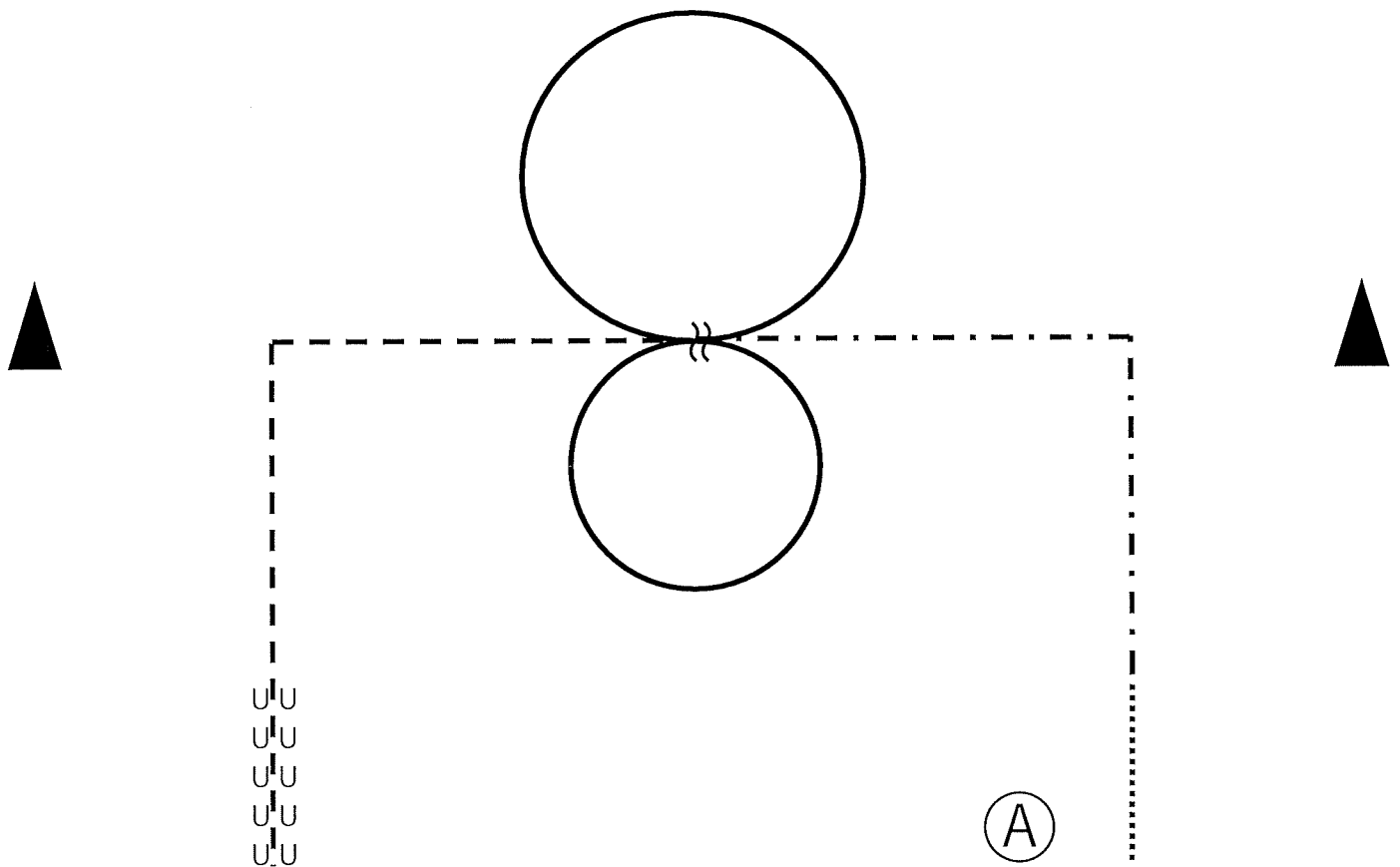
Walk
Jog	- - - - -
Extended jog	- . - . - . -
Lope	_____
Extended Lope	—————
Sidepass	>>>>>>>
Back	≡ ≡ ≡ ≡ ≡ ≡

Pattern provided by: *Sherrie Nichols*

DW Productions WSCA Pleasure & Ranch Show

July 5, 2025

Western Horsemanship – Pony, PeeWee



Directions

Be ready at A

1. Walk approximately two horse lengths
2. Perform a square corner at an extended jog as shown
3. Lope a small circle to the left
4. Change leads at the center of the circles
5. Lope a larger circle to the right
6. Jog a square corner
7. Jog until even with A
8. Stop & back
9. Exit at a jog

Key

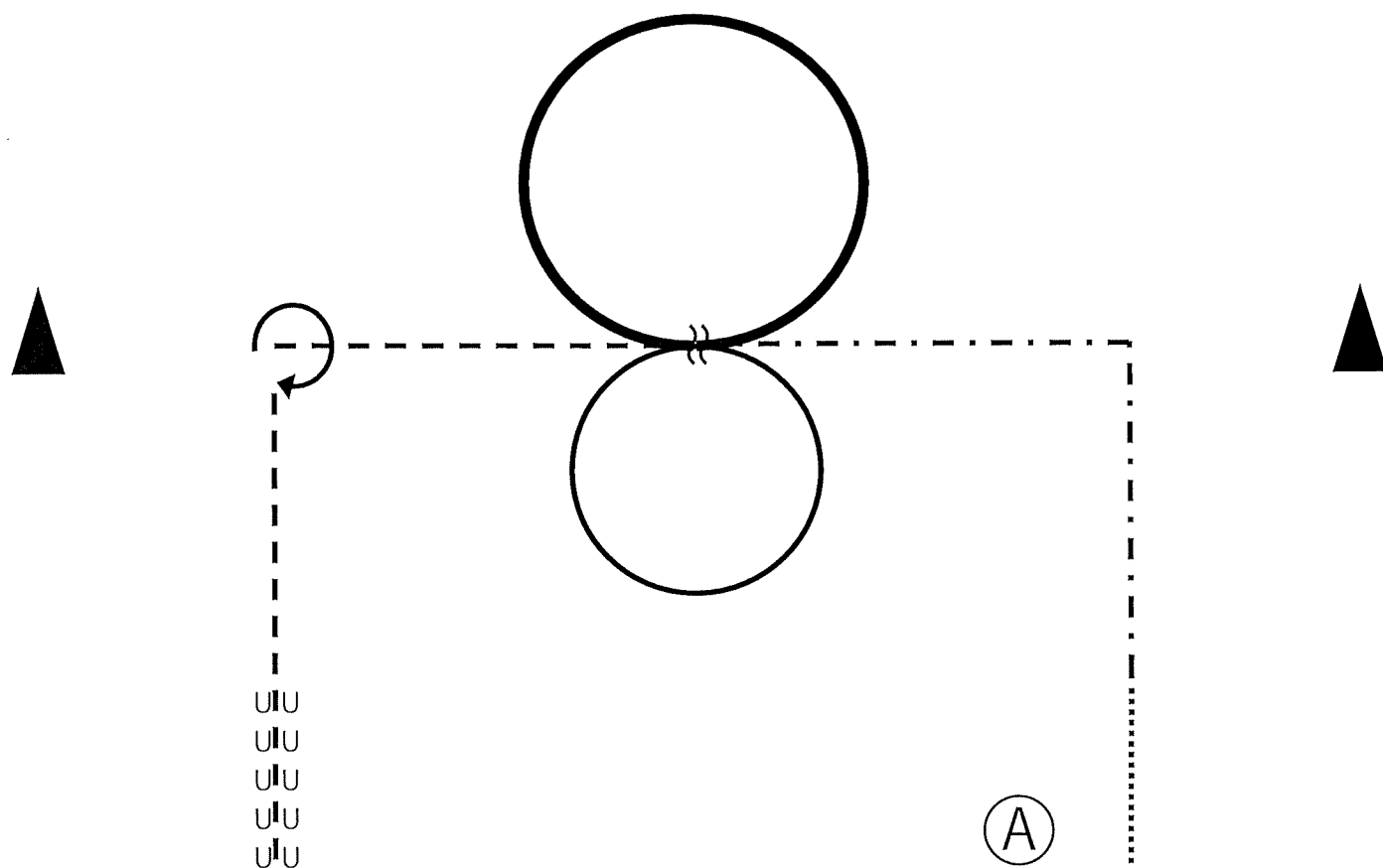
Walk
Jog - - - - -
Extended jog - -
Lope _____
Extended Lope _____
Sidepass >>>>>>>
Back ≡ ≡ ≡ ≡ ≡ ≡

Pattern provided by: *Sherrie Nichols*

DW Productions WSCA Pleasure & Ranch Show

July 5, 2025

Western Horsemanship – Jr, Int, Sr, Sr+, Sr 50+



Directions

Be ready at A

1. Walk approximately two horse lengths
2. Perform a square corner at an extended jog as shown
3. Lope a small circle to the left
4. Change leads at the center of the circles
5. Lope a larger circle to the right with increased speed
6. Jog towards marker after completing circles
7. Stop and perform a 270° hindquarter turn to the right
8. Jog until even with A
9. Stop & back
10. Exit at a jog

Key

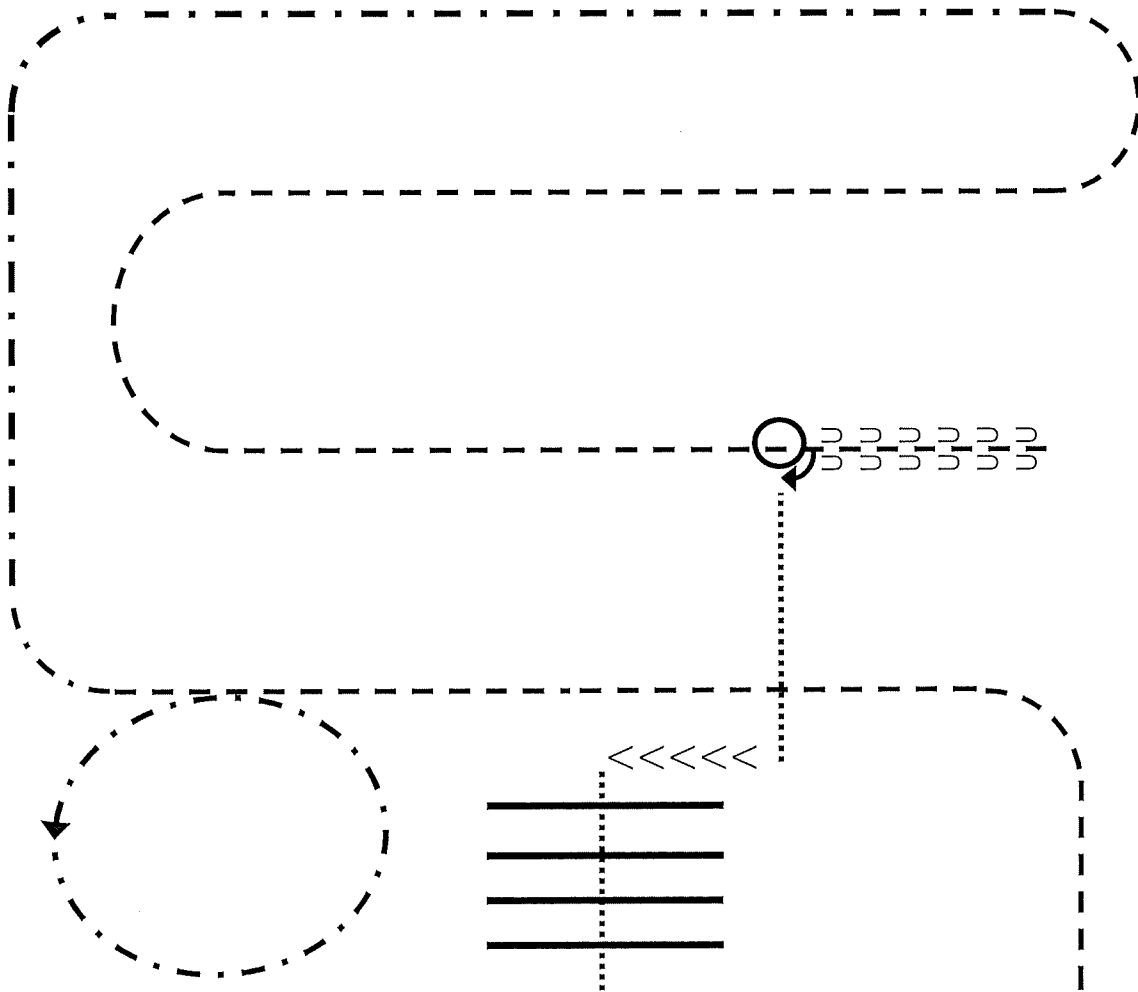
Walk
Jog	- - - - -
Extended jog	- . - . - . -
Lope	—————
Extended Lope	—————
Sidepass	>>>>>>>
Back	⤵ ⤵ ⤵ ⤵ ⤵ ⤵

Pattern provided by: *Sherrie Nichols*

DW Productions WSCA Pleasure & Ranch Show

July 5, 2025

Walk Trot Ranch Riding – Jr, Sr, Sr+



Directions

1. Trot
2. Extended trot
3. Trot
4. Stop and back
5. 1-1/4 turns to the right
6. Walk
7. Sidepass right
8. Walk over logs to exit

Key

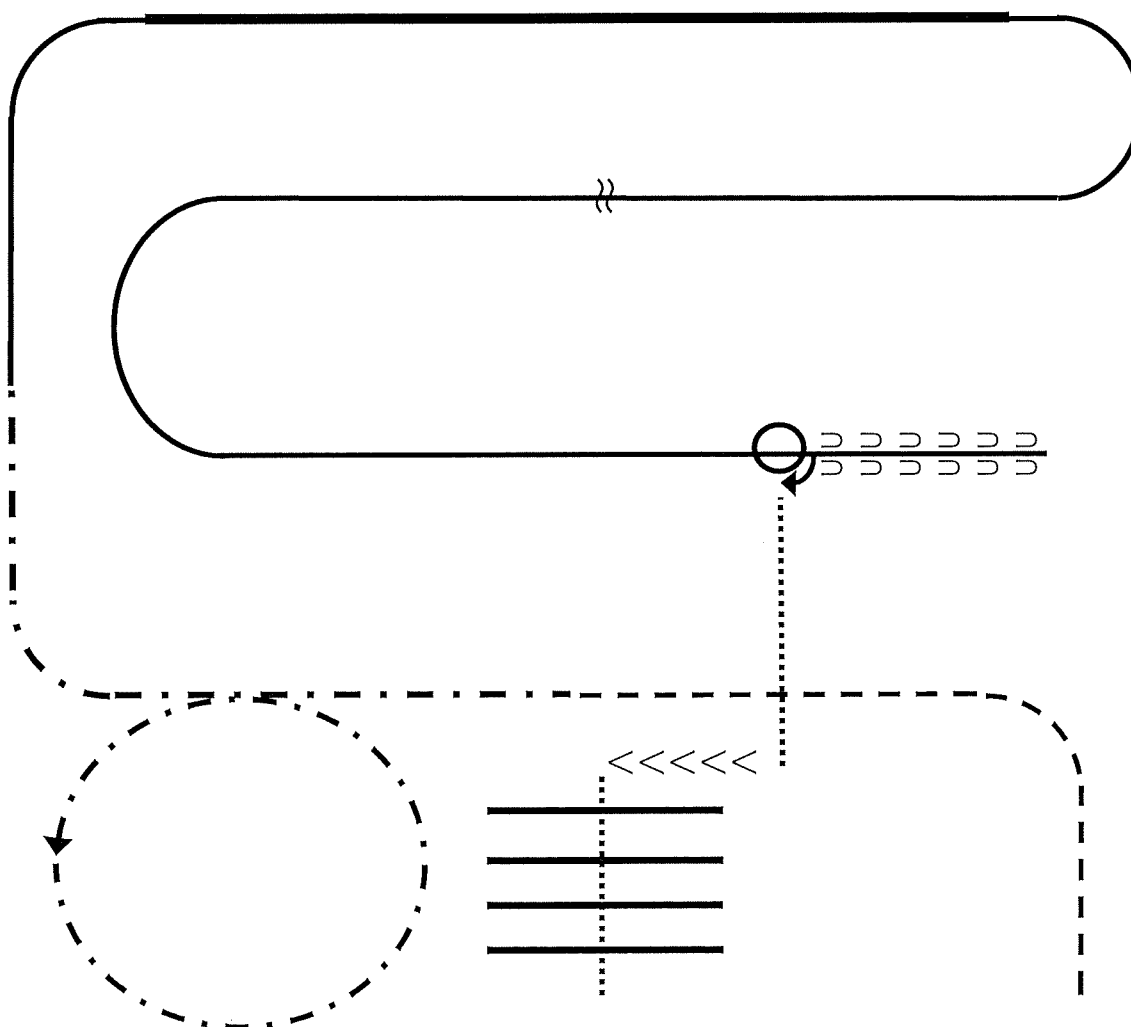
Walk
Trot - - - - -
Extended trot - . - . - . -
Lope _____
Extended Lope _____
Sidepass >>>>>>>
Back ⊃ ⊃ ⊃ ⊃ ⊃ ⊃
 ⊃ ⊃ ⊃ ⊃ ⊃ ⊃

Pattern provided by: *Sherrie Nichols*

DW Productions WSCA Pleasure & Ranch Show

July 5, 2025

Ranch Riding



Directions

1. Trot
2. Extended trot
3. Right lead lope
4. Extended right lead lope
5. Collect right lead lope
6. Change leads
7. Left lead lope
8. Stop and back
9. 1-1/4 turns to the right
10. Walk
11. Sidepass right
12. Walk over logs to exit

Key

Walk
Trot	- - - - -
Extended jog	- . - . - .
Trot	_____
Extended Lope	—————
Sidepass	>>>>>>>
Back	⊃ ⊃ ⊃ ⊃ ⊃ ⊃

Pattern provided by: *Sherrie Nichols*

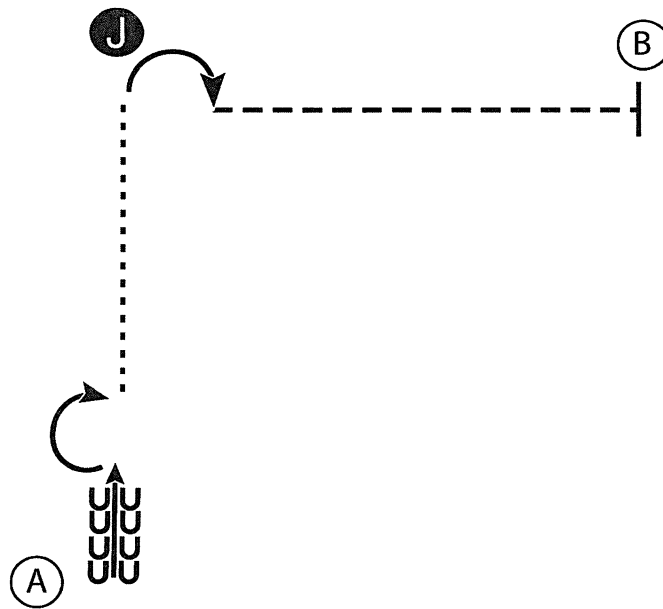
DW Productions 2025 Open WSCA Show

Showmanship Class 112-117


Show Date: 07-06-2025

www.HorseShowPatterns.com

www.HorseShowPatterns.com



1. Back 4 steps at A
2. Perform a 180 degree turn
3. Walk to the judge and set up for inspection
4. When dismissed perform a 90 degree turn and trot to B
5. Stop at B

Walk
Trot - - - - -
Back ← 
Marker (B)
Judge (J)

[S/1-2]

Pattern Provided by:
Ben Sparks

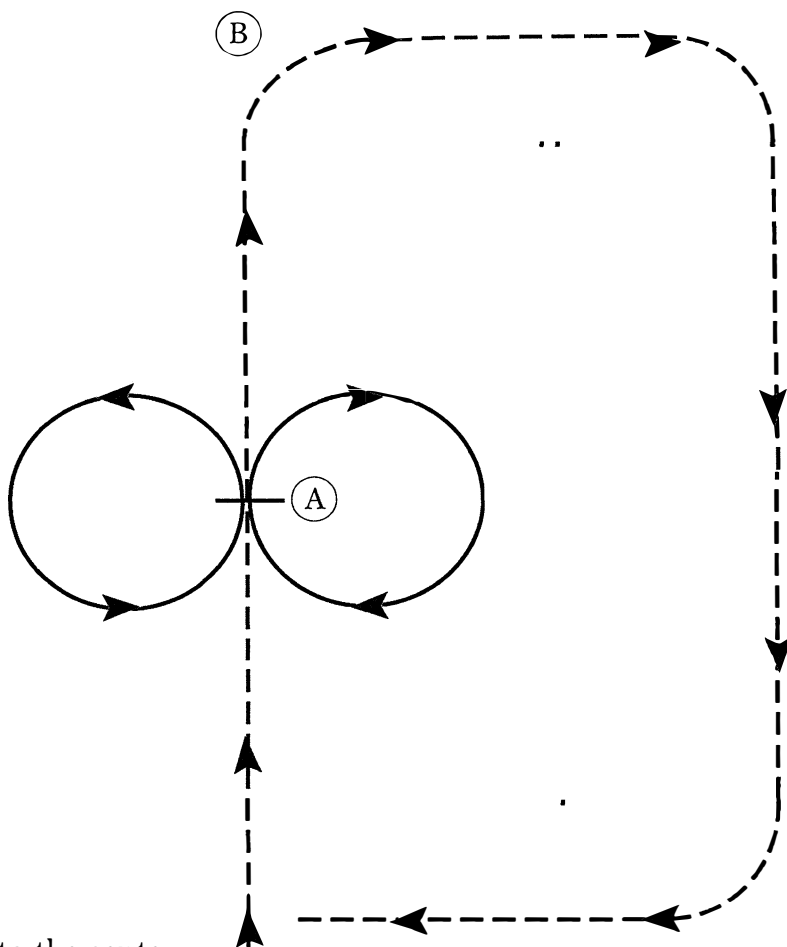
DW Productions 2025 Open WSCA Show

Non-Stock Type English Equitation Class 120

Show Date: 07-06-2025

www.HorseShowPatterns.com

www.HorseShowPatterns.com



Enter the arena at the trot.

1. Trot down the center line to the center point of the arena (A). Stop briefly.
2. Canter a figure eight - the first circle clockwise and the second circle counter clockwise. Stop briefly.
3. Trot down the center line to the midpoint of the far end of the arena (B).
4. Make a right turn and proceed around the curve, down the straightaway, around the next curve and exit.

The workout has been completed - Thank You.

Walk	-----
Trot	- - - - -
Extended Trot	— — — — —
Canter	—————
Lead Change	
Back	
Reference Point	(B)

[SSE/7]

Pattern Provided by:

Ben Sparks

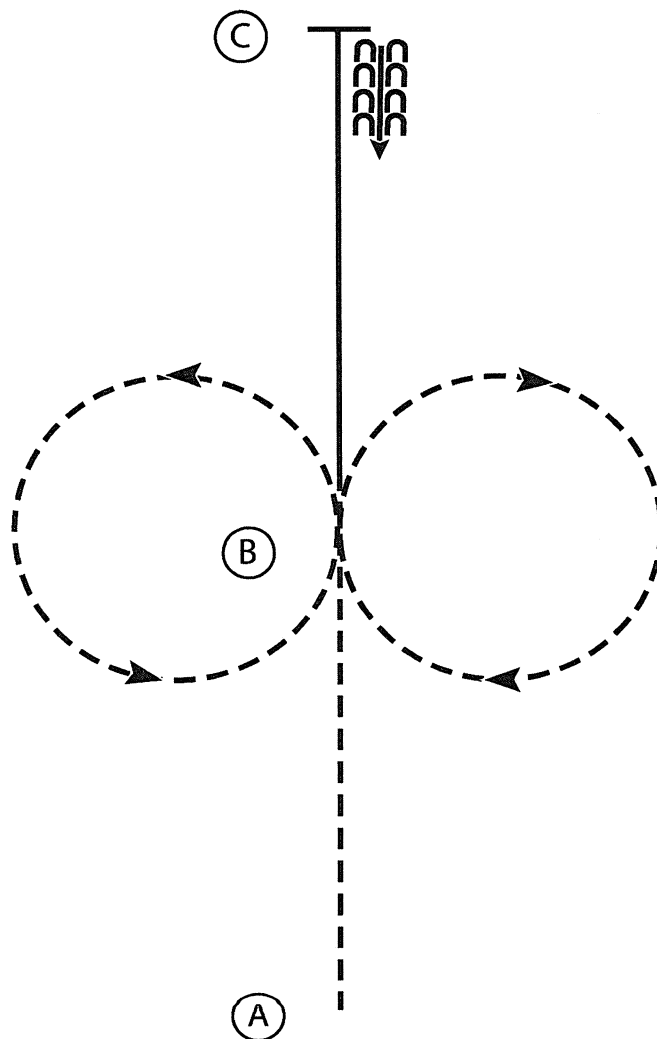
DW Productions 2025 Open WSCA Show

Hunt Seat Equitation Class 129-130

Show Date: 07-06-2025

w w w . H o r s e S h o w P a t t e r n s . c o m

w w w . H o r s e S h o w P a t t e r n s . c o m



1. Sitting trot A to B
2. At B posting trot circle to the right
3. At B posting trot circle to the left
4. At B canter on the left lead to C
5. At C stop and back 4 steps

Walk
Trot	- - - - -
Extended Trot	- - - - -
Canter	—————
Leg Yield	
Lead Change	—/—
Back	←←←←←
Marker	(B)
Sidepass	—>—>—>—>

[HSE/1-6]

Pattern Provided by:

Ben Sparks

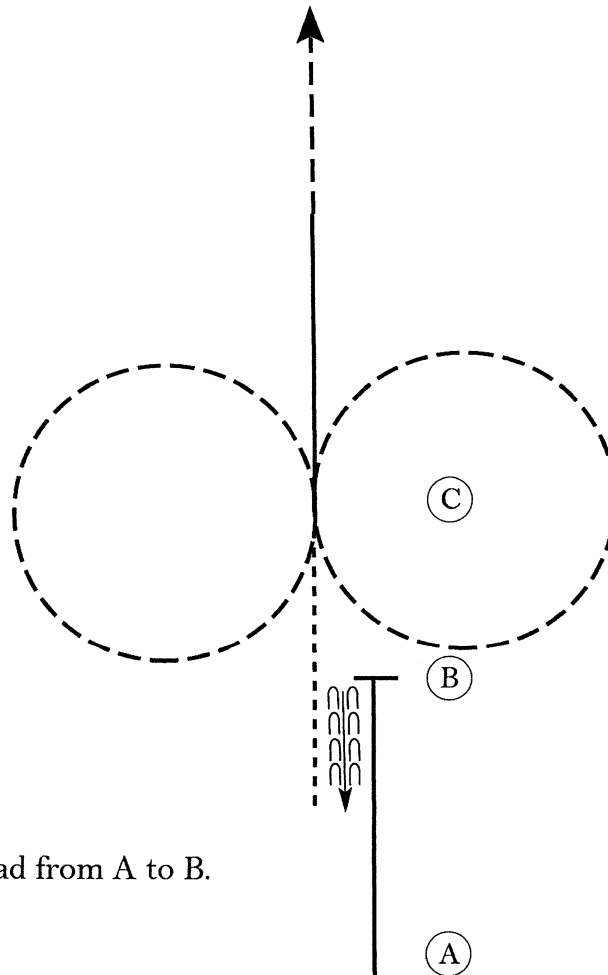
DW Productions 2025 Open WSCA Show

Hunt Seat Equitation Class 131-134

Show Date: 07-06-2025

www.HorseShowPatterns.com

www.HorseShowPatterns.com



Be ready at A.

1. Canter on the left lead from A to B.
2. At B, stop and back.
3. Walk to C.
4. At C, trot a figure eight starting to the right.
5. At C, canter on the right lead.
6. Break to the trot and trot straight away.

Follow the instructions of your ring steward.

Walk	-----
Trot	- - - - -
Extended Trot	— — — — —
Canter	— — — — —
Leg Yield	
Lead Change	— — — — —
Back	← ← ← ← ←
Marker	(B)
Sidepass	← — — — —
Hand Gallop	— — — — —

[HSE/1-19]

Pattern Provided by:
Ben Sparks

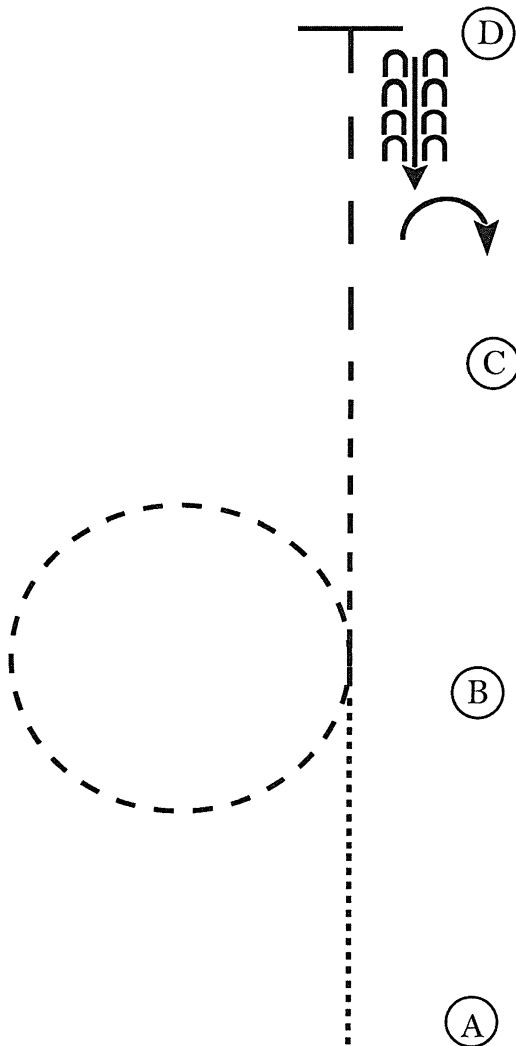
DW Productions 2025 Open WSCA Show

Walk/Trot Western Horsemanship Class 152-154

Show Date: 07-06-2025

www.HorseShowPatterns.com

www.HorseShowPatterns.com



1. Walk A to B.
2. At B jog.
3. Jog a circle at B and continue to C.
4. At C extend the jog to D.
5. At D stop and back 4 steps.
6. Turn 90 degrees to the right.

Walk
Jog	-----
Extended Jog	—————
Lope	—————
Leg Yield	
Lead Change	↗↘
Back	←←←←←
Marker	⊙
Sidepass	←---←

[WH/WT-11]

Pattern Provided by:
Ben Sparks

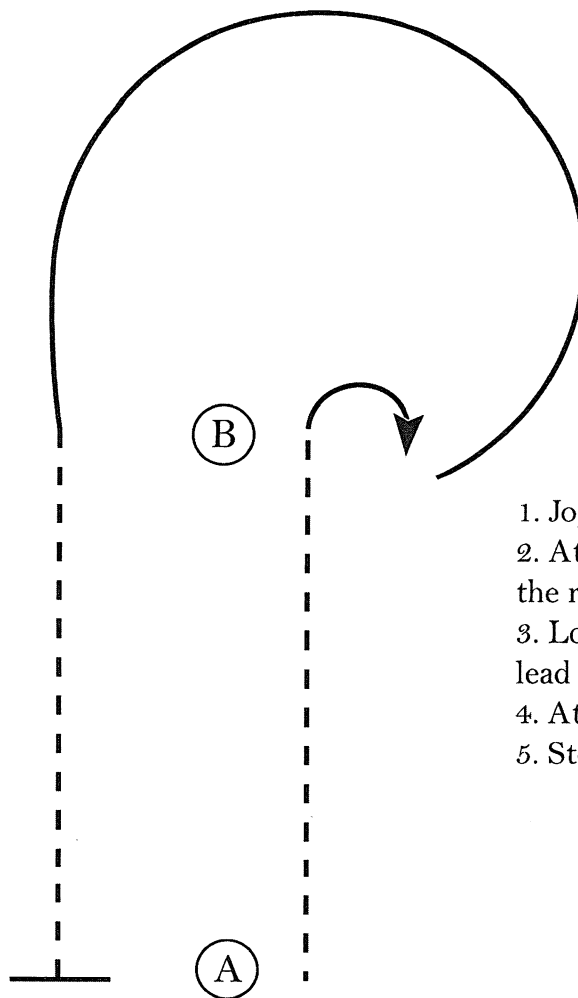
DW Productions 2025 Open WSCA Show

Western Horsemanship Class 155-156

Show Date: 07-06-2025

www.HorseShowPatterns.com

www.HorseShowPatterns.com



1. Jog A to B
2. At B perform a 90 degree turn to the right
3. Lope a circle around B on the left lead
4. At B jog to A
5. Stop at A.

Walk
Jog	-----
Extended Jog	-----
Lope	————
Leg Yield	
Lead Change	↗↘
Back	←←←←←
Marker	⊙
Sidepass	←---→

[WH/1-14]

Pattern Provided by:

Ben Sparks

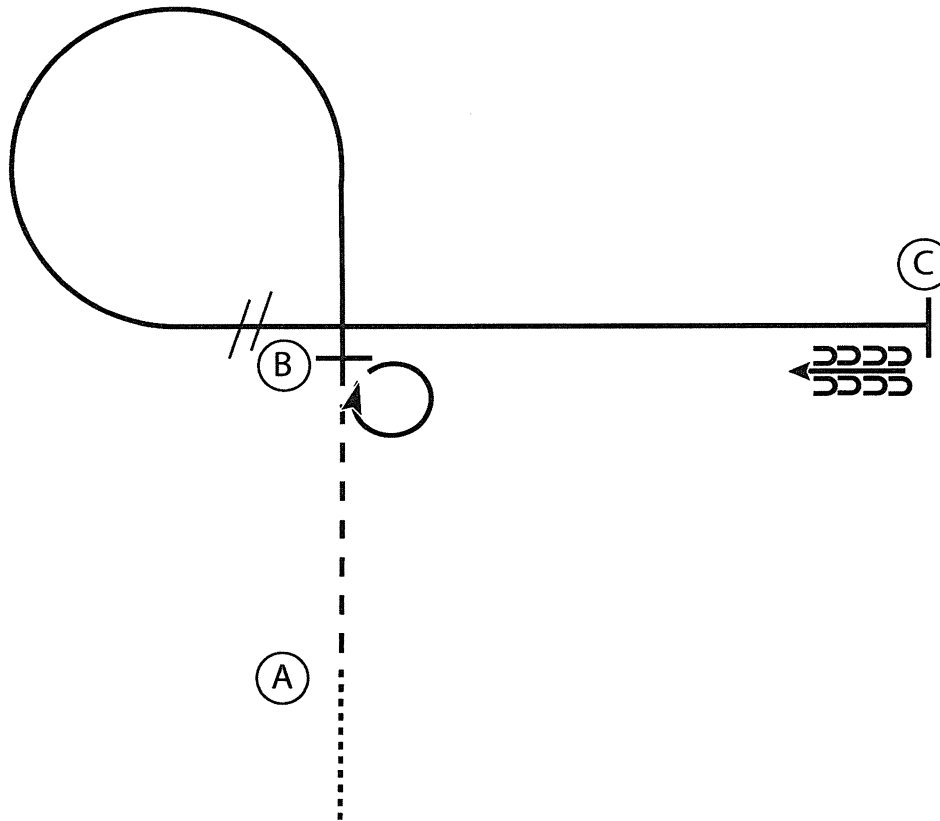
DW Productions 2025 Open WSCA Show

Western Horsemanship Class 157-161

Show Date: 07-06-2025

www.HorseShowPatterns.com

www.HorseShowPatterns.com



1. Walk to A
2. At A jog to B
3. Stop at B and perform a 360 degree turn to the right
4. Lope a circle to the left
5. At B perform a lead change and continue to C
6. At C stop and back 5 steps

Walk
Jog	-----
Extended Jog	-----
Lope	=====
Leg Yield	
Lead Change	↘
Back	←←←←←
Marker	(B)
Sidepass	←- - - ->

[WH/2-10]

Pattern Provided by:

Ben Sparks